



Not all doors are
made equal

ROCKDOOR



Protecting Britain's homes for 20 years.

Welcome to Rockdoor

Rockdoor has been the driving force behind composite door technology for over 20 years.

During that time, more than half a million doors have been produced at our Lancashire innovation and production centre.

We use nickel-coated solid brass for our hook locks, high impact PVC-U skins to resist cut-through, carbon fibre to reinforce our inner frames and a unique S-Glaze system that locks the glass into your door for life. It means Rockdoors can't be forced open.

And because every Rockdoor is made-to-measure rather than mass-produced to a standard shape before being trimmed to size, it's an exact fit for your home.

The toughest, safest and most energy efficient door.

Keeping you safe. Reducing your bills. Giving you choice.

Ultimate Series The toughest, safest and most energy efficient doors available - with dozens of styles and glass design options. Page 16

Elite Series We'll never allow safety and peace of mind to be compromised, but we understand that sometimes budgets just won't stretch to the top of the range. Page 42

Select Series Simple and affordable with uncomplicated glass design options. The door of choice when energy ratings are a lower priority. Page 48



Burglar-Proof Locks

For 20 years we've been investing in the technology needed to build you the toughest, safest and most energy efficient doors available. Our locking systems and carbon fibre reinforced inner frames protect more than half a million UK homes.

Can you really afford to settle for anything less?


Totally Hooked. Nearly 70% of burglaries involve forced entry through the front or back door. Our nickel-coated solid brass hook locks slide into steel keeps that run the full length of the outer frame. It means your Rockdoor can't be forced open.



Completely Safe. Rockdoor hit the headlines as the 'Door That Beat The Bobbies' when local police had to abandon their attempts to break through a Rockdoor with battering rams.


In fact, it's so hard to break through a Rockdoor that the Fire Service visited our manufacturing facility for training on how to do so in the rare event of an emergency. To help them during their practice sessions, they used a high tech diamond-tipped power saw which even expert burglars don't carry with them.

Rockdoor



Security Rating


Not all doors are made equal....



On the face of it, Formula 1 racing cars, orbiting satellites and fighter jets would seem to have little in common.

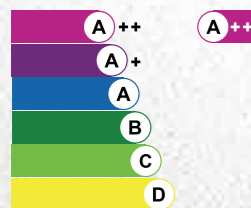
In fact they all rely on carbon fibre to guarantee that they'll be able to withstand phenomenal force.

No surprise then, that we chose it to reinforce your Ultimate Rockdoor.



While strength matters when it comes to making sure no-one can force their way into your home, carbon fibre is also the material of choice when it comes to maximising thermal efficiency.

Energy Rating



Heat that's lost through doors reinforced with wood or aluminium mean they can't compete in the energy rating stakes with Rockdoors.

Like your safety, your energy bills are in good hands.



Not all doors are made equal....

S-Glaze Technology

All Rockdoors feature our unique S-Glaze technology. It means the glass is locked into your door for life. Eliminating leaks. Reducing draughts. No threat of forced entry.

SECURED BY DESIGN.

To ensure your door is Secured by Design accredited please ask your installer about laminated backing glass (which is required).

ELIMINATING LEAKS.

No timber means no moisture build-up. S-Glaze means no leaks.

REDUCING DRAUGHT.

Thanks to S-Glaze there's no gaps. That means no draughts from outside and no loss of warm air from inside.

S-Glaze for Security.

Contrary to popular belief, burglars prefer to quietly unclip and remove the glazing panels in front and back doors rather than smash their way through them. And with most composite doors, it only takes them a minute or two. In Rockdoors, the double glazing is instead part of the door itself. It can't be removed.

S-Glaze for Thermal Efficiency.

Because each Rockdoor's specially-coated double-glazed units are bonded to the door during the manufacturing process, they're locked in for life. It means no air can pass through – a common problem for manufacturers who instead use glazing cassettes. It means Rockdoor can achieve the highest possible energy efficiency rating A++.



A ++

Not all doors are made equal....

Because our Rockdoors have such a high-density core, it's impossible to cut through them and they're very energy efficient. That means peace of mind and lower heating bills.

CUT THROUGH TESTS.
With high impact 3mm PVC-U skins, 50mm sash and high density Rockdoor core – Rockdoors can't be cut through.

60% STRONGER.
Rockdoor core is 60% stronger than standard composite doors.



Don't Just Take Our Word For It!

Rockdoor has been granted numerous accreditations – including PAS 24 and Secured by Design.

Though we know we've spent 20 years developing the toughest, safest and most energy efficient doors, it's always nice to get formal recognition from the people who know best!




Tailor Made. Each Rockdoor is made-to-measure and so is unique to your home. Because most commonly-available composite doors are mass-produced - often to a standard shape and size, and then cut down or otherwise modified to fit your doorway, they're inherently weaker, less secure and more prone to draughts.

As well as being lovingly made for you from scratch to the exact size you need, Rockdoors are built from PVC-U rather than timber or GRP and so performs well when it comes to energy efficiency.



3★ ★ ★ CYLINDERS.

A TS007 3 star rating (the highest available), SS 312 Sold Secure Diamond Standard and Secured by Design accreditation see to that.



KEYS TO YOUR CASTLE.

With the only way through a Rockdoor being with a key, we supply 3 branded keys for your convenience for all Ultimate Rockdoors.



The Only Way In Is With Your Key

If you buy cheap you invariably buy twice. So we've made no effort to cut corners.

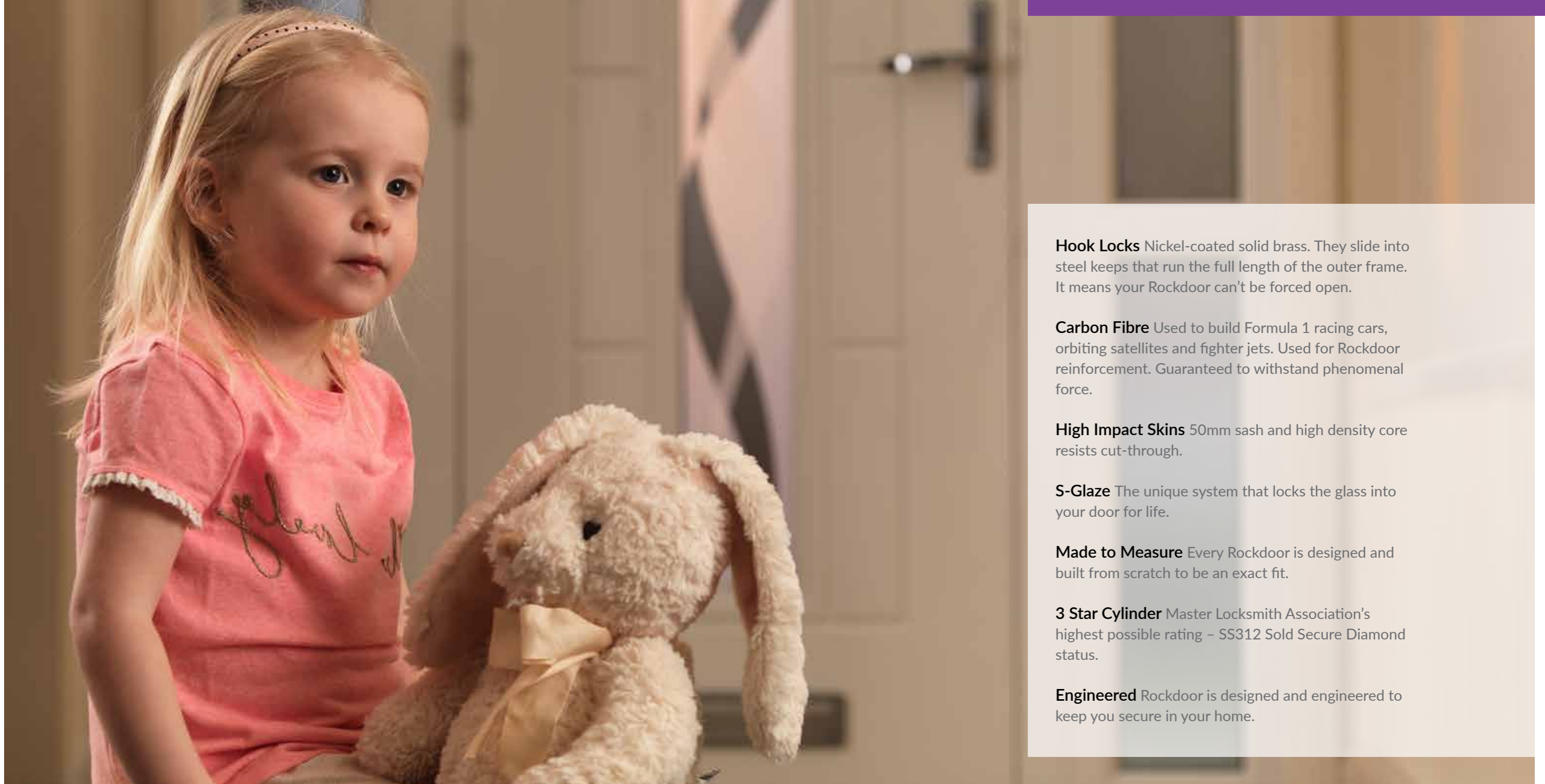
When it comes to protecting you and your loved ones, we've been tried, tested and trusted for over two decades.

Are you sure you can afford to settle for second best?



Only Way Through Is With Your Key It's reassuring to hear and read about 3 star cylinders, multi-point locks, 50mm thickness, steel drill plates, carbon fibre reinforcement, toughened glass, S-Glaze technology and high impact PVC-U skins.

But we reckon that what matters most to you as you lock up your home is that the only way to get past your Rockdoor is with your key.



Hook Locks Nickel-coated solid brass. They slide into steel keeps that run the full length of the outer frame. It means your Rockdoor can't be forced open.

Carbon Fibre Used to build Formula 1 racing cars, orbiting satellites and fighter jets. Used for Rockdoor reinforcement. Guaranteed to withstand phenomenal force.

High Impact Skins 50mm sash and high density core resists cut-through.

S-Glaze The unique system that locks the glass into your door for life.

Made to Measure Every Rockdoor is designed and built from scratch to be an exact fit.

3 Star Cylinder Master Locksmith Association's highest possible rating – SS312 Sold Secure Diamond status.

Engineered Rockdoor is designed and engineered to keep you secure in your home.





Dakota



Indiana & Dakota

Indiana

Indiana & Dakota

Stylish, secure – and the most energy efficient doors on the market when it comes to keeping the warmth in and the cold out, Dakota and Indiana raised the bar when they were added to the Rockdoor line-up in 2016.





Ultimate Series



Vermont

Stunning in Grey, Black and Chartwell Green – or with natural wood effects if they're your thing, Vermont Rockdoors feature chic central S-Glaze glass units. They're perfect if you need a little extra light in the porch or hallway – but don't want to compromise safety.



Ultimate Series

Vogue

With its Cube design (main image) and clever 3-dimensional effect, Vogue Rockdoors provide a truly stunning look for your modern contemporary home.



Vogue
Cube



Vogue
Cube



Vogue
Ocean



Ultimate Series



Illinois & Portland

If your priority is letting light in, look no further than our Illinois and Portland Rockdoors. As well as the security of S-Glaze glass, you've the option of ornate glass bevels and stunning gluechip.





Ultimate Series

Newark

Old meets new in this modern take on a traditional classic. Newark's moulding lines blend Victorian characteristics with contemporary styling – and the escutcheon and night latch add extra features. Newark Brightstar (main image) is a particular favourite with owners of newer homes.



Newark
Lantern



Newark
Lantern



Newark
Citadel



Jacobeau Inspire



Jacobeau Empire



Jacobeau Summit

Jacobeau

Combining traditional lines with stunning glass design options, the Jacobean Rockdoor looks just as great at the front as at the back of your house – particularly when surrounded with glass side panels.



Not all doors are
made equal

You won't believe what happens next! Go to rockdoor.com and see our stunning Vermont Rockdoor spring into life.



Arcacia, Montana, Georgia & Kentucky

Arcacia, Montana, Georgia & Kentucky

Modelled on traditional timber doors but built without any of the limitations and drawbacks of wood, this popular quartet features a selection of ornate glass designs and deep timber-effect mouldings.




Slate Grey



Colonial



Windsor



Windsor Summit



Windsor Triton

Regency, Colonial & Windsor


Front or back, terrace or town house....these three are among our most popular models. And remember, as with all Rockdoors, style and kerb-appeal never compromise safety, security and energy efficiency.




Ultimate Series

Carolina & Tennessee

Gone are the days when bar inserts within clip-on glazing cassettes were needed to add a Georgian look and feel to door glass. However great they looked, having the glass fitted after the door was made meant it could be unclipped and prised out by would-be villains. With S-Glaze technology, Georgian style glass is available with the safety and security you know you need to be able to rely upon.



Tennessee
Black Diamond



Tennessee
Linear



Carolina
Gluechip



English Cottage



Cottage Spy View

English Cottage & Cottage

Colour-matched drip bars and wrought iron handles are just two options that can help your Rockdoors blend into your quaint cottage setting.

Ultimate Stable Door

Stable doors add charm and convenience, and it's no surprise that they're such a favourite - particularly for cottages and homes that open onto terraces or gardens.



20 YEAR HISTORY.
The Stable Door pictured here was installed on a coastal property on the Isle of Man 20 years ago and still looks good today.

Rockdoor.
Tried, Tested & Trusted.

In the past there was once the prospect of leaking weather seals and misfits over time as a result of warping wood.

Not any more.

Every maintenance free Rockdoor Stable Door is made-to-measure and features all the technology you need to enjoy headache-free stable door convenience.



Stable View Light



Stable View Light



Stable View Light



Stable Spy View



French Doors

They may look great and let loads of light into a room, but they were once easy prey for burglars. Rockdoor French Doors were the first in the industry to achieve Secured by Design accreditation for safety and security – whilst also being extremely energy efficient.

Because you rarely need to open your French Doors from the outside, we've made it impossible for anyone else to do so if you chose our Vault lock option. Our Rockdoor Vault lock is another sleep tight, peace of mind feature. Read about it in the Your Choice buyer's guide that accompanies this brochure.



Classic French Door



Classic French Door



Vogue French Door





Features and Benefits. Security and safety will never be compromised at Rockdoor. But we also understand that sometimes budgets just won't quite stretch to the top of the range. That's why we developed the Elite range of styles.

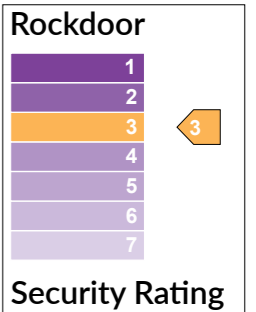
The Elite Series features a popular range of 7 door styles with a wide choice of glass designs.

Security



- German engineered locks
- 20mm steel hooks
- Individual pocket keeps
- Deadbolt
- 6 pin cylinder
- Cylinder guard
- Standard key

Security. German engineered multi point locks, steel hooks and a 3 star lock configuration ensure Rockdoor Elite carries our own level 3 security rating.

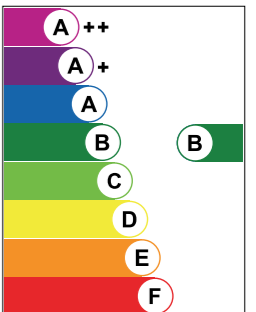


Thermal Efficiency



- B to D rating available when ordered with clear backing glass
- Argon filled glass units
- Hard coat glass
- Warm edge spacer bars
- 5 chamber profile
- Outer profile reinforced thermal bar
- Twin seal weather gasket

Thermal Efficiency. Elite Series Rockdoors can achieve a B to D rating, which is still far above industry standards. As we don't use timber, our ratings are the envy of our competitors.




Strength



- Aluminium reinforcing
- Made to measure
- Unique construction
- 44 door sash
- 2mm high impact skins
- 40mm rigid core

Strength. A 44mm thick door sash (the industry standard), aluminium reinforcing and high impact door skins make the Rockdoor Elite a strong and secure door which still outperforms standard GRP and Timber composite doors.



S-Glaze. All Rockdoors feature our unique S-Glaze technology as standard (P8). This eliminates the threat of forced entry and is the obvious alternative to the more commonly-used clip-on or cassette glazing which is added to many composite doors after they've been built.





Our **Jacobean**, **Windsor** and **Kentucky** options are timeless designs that let lots of light into your home. **Regency** offers privacy thanks to just two small pieces of glass.



Jacobean Summit



Regency



Kentucky Linear



Windsor Summit

YOUR CHOICE.
You can find a complete list of all our styles, designs, colours and door furniture in the Your Choice buyer's guide that accompanies this brochure.

Our range of stylish glass designs are available in the **Summit**, **Linear** and **Elipse** collections.

Remember – if you choose a door style from the Elite Series, you can add a glass design from the Select Series.



Whether you choose white, coloured or wood effect doors, the Tennessee, Arcacia and Colonial will add kerb appeal to your home, whilst also keeping you safe and secure.



YOUR CHOICE.
You can find a complete list of all our styles, designs, colours and door furniture in the Your Choice buyer's guide that accompanies this brochure.

We chose door furniture options through our Elite Series with style and practicality in mind. 180° opening letterplates and stylish robust handles are available in both chrome and gold.

Remember - if you choose a door style from the Elite Series, you can add a glass design from the Select Series.

Features and Benefits. Select Series provides an affordable solution for homeowners looking for a minimalist glass design, whilst still wanting an attractive looking composite door.

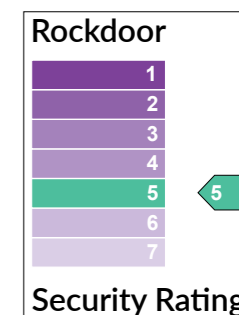
The Select Series features a popular range of 7 door styles with a wide choice of glass designs.

Security



- German engineered locks
- 20mm steel bolts
- Single pocket keeps
- Deadbolt
- 6 pin cylinder
- Standard key

Security. German engineered multi point locks with steel bolts and a 6 pin cylinder keeps you secure.

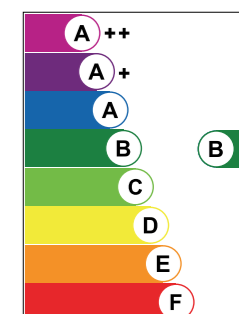


Thermal Efficiency



- B to D rating available when ordered with clear backing glass
- Warm edge spacer bars
- 5 chamber profile
- Outer profile reinforced thermal bar
- Twin seal weather gasket

Thermal Efficiency. Select Series Rockdoors can achieve B to D ratings, which is industry standard. Select Series can even still outperform most timber composite doors for thermal efficiency thanks to a high density core.




Strength



- Aluminium reinforcing
- Made to measure
- Unique construction
- 44 door sash
- 2mm high impact skins
- 40mm rigid core

Strength. A 44mm thick door sash (the industry standard), aluminium reinforcing and high impact door skins make the Rockdoor Select a strong and secure door keeping homeowners safe and secure.



S-Glaze. All Rockdoors feature our unique S-Glaze technology as standard (P8). This eliminates the threat of forced entry and is the obvious alternative to the more commonly-used clip-on or cassette glazing which is added to many composite doors after they've been built.



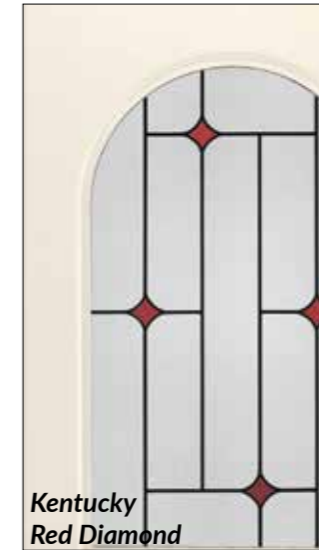
Similar to the Elite Series, the **Select Series** offers a choice of 7 door styles which can grace any front door or back door to make you the envy of your neighbours. If you're looking for an affordable composite door that keeps you secure, then look no further than the Rockdoor Select Series.



*Jacobean
Green Diamond*



Regency



*Kentucky
Red Diamond*



*Windsor
Crystal Bevel*

YOUR CHOICE.
You can find a complete list of all our styles, designs, colours and door furniture in the Your Choice buyer's guide that accompanies this brochure.

Glass designs in the Select Series offer simple yet stylish **Coloured Diamond Bevels** or the popular **Crystal Bevel**. For a back door simply choose clear glass or one of our obscure patterns for extra privacy.

Whether you choose white, coloured or wood effect doors, the **Tennessee**, **Arcacia** and **Colonial** will add kerb appeal to your home, whilst also keeping you safe and secure.



Jacobean
Crystal Bevel



Tennessee
Red Diamond



Colonial



Arcacia
White Diamond

YOUR CHOICE.
You can find a complete list of all our styles, designs, colours and door furniture in the Your Choice buyer's guide that accompanies this brochure.

Handles and letterplates in the Select Series offer functionality and good looks and are available in both chrome and gold.

Colour Options


Rockdoors are available in 13 colours so you can choose what's right for you. As Rockdoors are 'made to order', not 'cut to size', all colours are available inside and out. Please check our colour swatch before ordering or use our door visualizer at Rockdoor.com.



Slate Grey (RAL 7015)
Available with matching outer frame.

Anthracite Grey (RAL 7016)
Available with matching outer frame.

Black (RAL 8022)
Available with matching outer frame.



Chartwell Green
Available with matching outer frame.

Emerald Green (RAL 6009)

Sapphire Blue (RAL 5011)

Ruby Red (RAL 3011)

Rosewood
Available with matching outer frame.



Cream (RAL 9001)
Available with matching outer frame.

Mahogany
Available with matching outer frame.

Light Oak
Available with matching outer frame.

Irish Oak
Available with matching outer frame.

White
Available with matching outer frame.

HOME
SWEET
HOME



YOUR CHOICE.
Check out our
Your Choice
buyer's guide.



rockdoor.com



All photographs, colours, and images are to be considered representative of the actual products. We reserve the right to change specifications at any time. Please check energy ratings before ordering. All images copyright to Rockdoor Ltd. Rockdoor is a registered trademark. November 2017